

# Welcome Back!

The 2015-2016 school year is under way. DMPS needs the efforts of all staff to help control energy waste. The following **temperature guidelines for our school district are:**

**Heating:** Pre-school through 5th grade = 70—72°

6th grade through 12th grade = 68—69°

Offices = 68 °

Hallways = 65° (maximum)

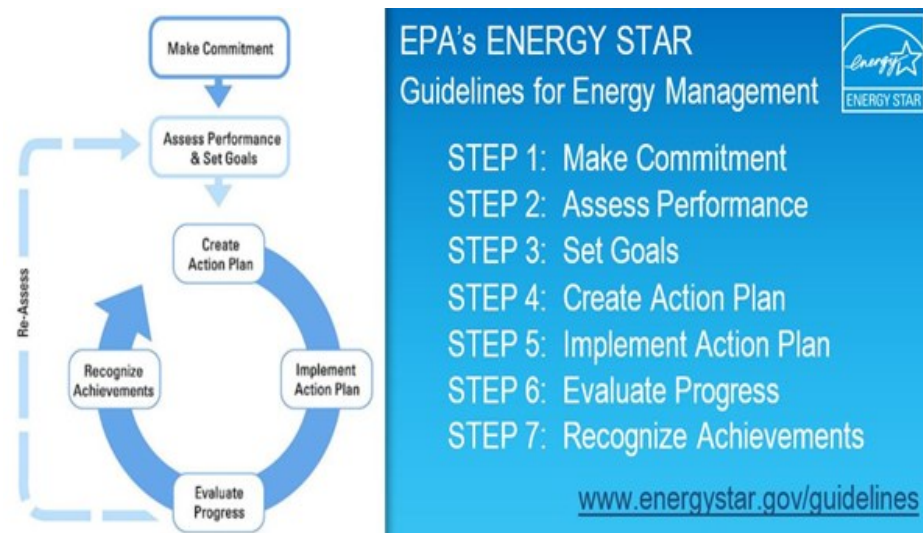
Unoccupied temperature= in night set back (nights, weekends & holidays)

**Cooling:** 75° for classrooms and 78° for common areas

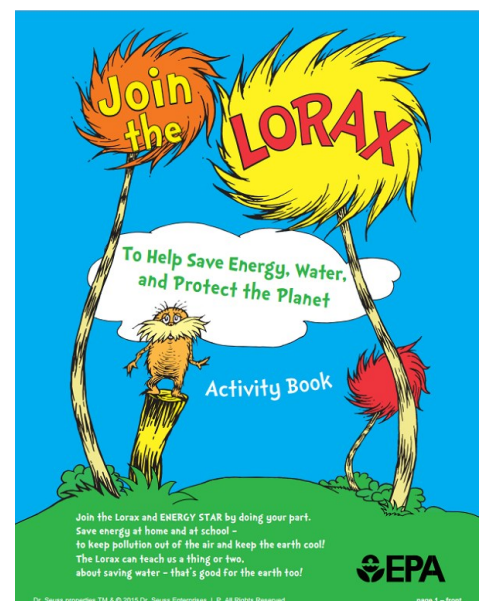
## Inside this issue:

Energy Plans	2
Appliance Fees	2
IESA	3
15-16 Report Card	4

At DMPS we take energy management and sustainability seriously. That's why we utilize the ENERGY STAR Guidelines for Energy Management in the development and execution of our energy plan. Click on the graphic below to learn more about these guidelines.



Get students excited about saving energy with **The Lorax!** [Click here for a Lorax Activity Book.](#)

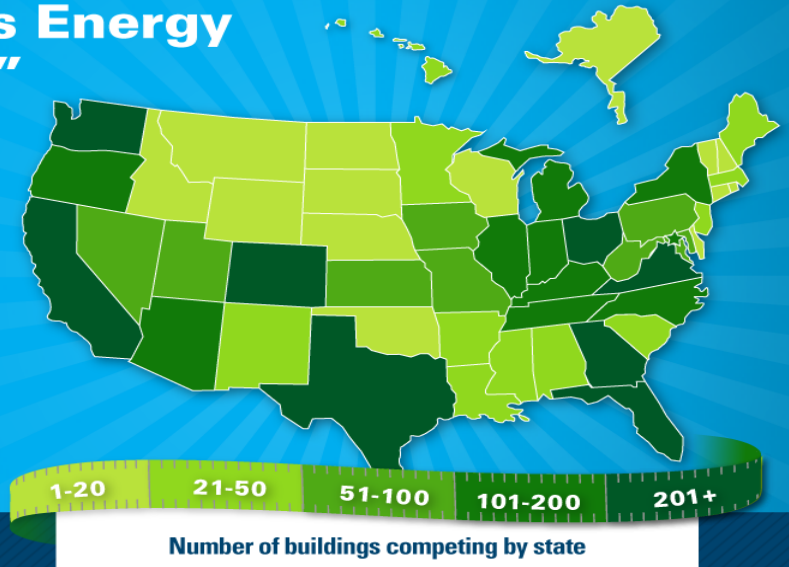


# Shrinking the Nation's Energy and Water "Wasteline"

More than 6,500 buildings from all 50 States and the District of Columbia stepped up to the challenge. Follow them on their quest to slim down by cutting energy and water waste.

Learn more and find out how you can help.

Visit [energystar.gov/battleofthebuildings](http://energystar.gov/battleofthebuildings)



It might be the start of the school year, but we are already half-way through the EPA's 2015 Battle of the Buildings. Last year was the inaugural year for the Battle of the Buildings water-reduction challenge, which encouraged contestants to not just reduce the amount of natural gas and electricity used, but also the quantity of water consumed in the district's buildings. Eight DMPS buildings reduced their water consumption by more than 20% with Pleasant Hill Elementary School's water-used reduction efforts earning it the 7th-overall best performance out of several thousand competitors. Let's keep up the good work and finish strong again this year!

## Are you following your building's energy plan?

Plans regarding how each building can do their part to save energy were put into place during the 08-09 school year. These plans, which can be found on [Sharepoint](#), explain which kinds of personal appliances are permitted and which will cost a fee.

The original district plan was for buildings to provide centralized locations within schools and allow no personal appliances in classrooms or individual offices. Many teachers requested the option to pay for personal appliances for convenience purposes. From a consistency standpoint, the district did not feel this was a good option, but after several staff requests decided to provide the option to those requesting.

Again, the preference is for buildings to provide centralized locations within schools and not have a fee program. Appliance fees for the 2015-16 year will be the same as in the past and are as follows:

- Dorm-sized refrigerator: \$30
- Coffee maker : \$20
- Microwave : \$10

DMPS Facility Management will issue standardized labels to each building permitting staff-owned small appliances.

The beginning of the year is a good time to look at your building's plan and discuss whether any revisions need to be made. Please send any revisions to Sarah Holland, and Facility Management will review.

### DMPS Approved Appliance

2015/2016 Academic Year


CE-001 Issued by: \_\_\_\_\_

## IESA First Year Students

Energy and upcycling- During the first year of this program the student's main focus is on energy and upcycling. We do hands on learning activities such as setting up a wind generator, also doing tidbits that focus on people and important events in environmental science.

### Windpitch Education Kit (kit for learning winder power technology)

WindPitch is a miniature real-working turbine designed for students to evaluate the pitch of the profiled blades. We learn how the blade pitch and number of blades affect the power output of the wind turbine to maximize the output power. Experimentation also teaches about stalling or reduction of the wind turbines rotational speed to protect itself under strong wind conditions. This kit includes 3 different types of profiled blades and 1 type of poly-propylene sheet blades in a complete package that allows many blade parameters to be evaluated. The special 3 Phase alternator used in the WindPitch is similar to the one used in real commercial wind turbine. This kit comes with an LED voltmeter/music maker module to demonstrate the power created from the wind energy in the form of musical sounds and illuminated LED lights. Contained inside is a complete curriculum on wind energy with east to follow experiment manual, assembly guide, and background history on the technology and wind power generators.



Articles written by : Megean Beveridge and Paige Gwyin – Lincoln HS

## IESA Second Year Students

During the second year of this program the student's main focus is on trees and plants in the environment. For hands on activity we go to Greys Lake where we collect, identify, and preserve plant and tree species.

Leading up to the greys lake activity is the students figuring out how to identify certain organisms. The students learn how to use a Dichotomous Key that is a series of paired statements that describe physical characteristics of different organisms, and for this activity we used a dichotomous key to identify tree leaves. We also learn how to construct a dichotomous key and how to evaluate the difference for each tree leaf.



# ENERGY REPORT CARD

# YEAR-TO-DATE SITE ENERGY USAGE REPORT

There was a 15% decrease in the total number of degree days during the 14-15 year compared to 13-14. Degree days provide a way to evaluate the amount of fuel required to heat or cool a building by comparing average daily temperatures to a standard temperature of 65°.

July 1, 2014 to June 30, 2015

Percentage change compared to same time period of previous year.

Site	Total Energy (mBtu)	kBtu/SqFt	% Change	ENERGY STAR Score	Site	Total Energy (mBtu)	kBtu/SqFt	% Change	ENERGY STAR Score
Stowe	1,593	28	-40.33%	96	Lincoln	23,210	74.2	-7.46%	79
North	10,562	42.3	-38.99%	91	Walnut Street	8,169	70.2	-7.45%	37
Central Campus	27,473	60.2	-29.96%	87	Moulton	7,211	59.3	-7.45%	91
Lincoln RAILS	5,827	54.7	-27.58%	55	Riverwoods	3,557	57.7	-7.43%	83
					Pleasant Hill	1,025	24.8	-7.30%	97
Dean	3,380	34.7	-22.92%	76	Goodrell	3,099	28.1	-6.41%	96
Monroe	3,818	51.6	-19.68%	87	Prospect	5,429	103.3	-5.99%	37
East	24,070	69.9	-19.51%	79	Hubbell	2,739	51.4	-5.93%	87
Phillips	2,038	48.6	-19.04%	88	Carver	2,211	24.2	-5.67%	94
Van Meter	5,106	89.1	-18.84%	48	Jefferson	1,538	33.6	-4.36%	74
Studebaker	1,664	36.6	-18.36%	89	Garton	3,032	46.2	-4.36%	68
Smouse	5,382	100	-18.09%	66	Cowles	1,838	42.9	-4.10%	65
Roosevelt	16,713	69.9	-17.51%	67	Hanawalt	1,488	34.4	-4.01%	91
Walker St	2,125	44.7	-16.97%	45	Jackson	1,409	30.9	-3.35%	96
McCombs	3,417	38.7	-16.77%	96	Merrill	4,806	51.3	-3.11%	96
King	1,197	22.1	-15.81%	99	Brubaker	2,452	31.3	-2.95%	94
Harding	4,516	36	-15.50%	94	Wright	1,147	37.9	-2.60%	78
Central Academy	4,575	52.9	-14.87%	55	Morris	1,832	25.9	-1.67%	97
					Hiatt	3,610	32.9	-1.45%	86
McKinley	2,504	50.1	-14.55%	87	South Union	2,133	31.1	-1.21%	94
Willard	2,533	42.7	-14.39%	90	Findley	1,464	33.6	0.83%	90
Weeks	5,000	44.5	-13.44%	92	Hoover-Meredith****	18,410	61.6	1.00%	81
Central Nutrition	12,756	227	-13.00%	N/A	Park Avenue	2,037	31.6	1.32%	95
					Woodlawn	1,077	23.1	1.61%	N/A
Windsor	1,559	25.8	-12.78%	95	Samuelson	2,122	36.2	2.54%	87
McKee	704	16.2	-12.51%	99	Howe	1,379	35.8	2.91%	79
Perkins	1,530	27.1	-12.33%	97	Callanan	4,993	43	3.72%	89
Cattell	2,051	42.9	-11.80%	98	Mitchell	1,251	39.5	7.46%	62
Capitol View	3,045	40.2	-11.46%	97	Brody	6,700	68.3	8.24%	80
Greenwood	1,737	28.1	-10.54%	94	Hillis	1,933	33.5	13.01%	91
Hoyt	5,842	58	-10.32%	94	Welcome Center*	879	141.8	90.17%	1
Lovejoy	1,553	39.7	-10.22%	82	Edmunds	1,461	19.1	N/A**	97
Oak Park	1,978	33.2	-8.89%	91	Moore***	N/A	N/A	N/A	N/A
Madison	1,598	38	-8.88%	97					

Only buildings with a score of 75 or higher are eligible for ENERGY STAR Certification

Green = decrease in energy use

Yellow = maintained usage within 10%

Red = Increase in energy use

\* Welcome Center has a large increase due to the addition of the walk-in freezer.  
 \*\* No data available for 2013/2014 at Edmunds  
 \*\*\* No data available for Moore due to renovations.  
 \*\*\*\* Hoover/Meredith buildings are combined due to combined meters.

Visit [www.dmschools.org](http://www.dmschools.org) for more details of the district's energy mission and building performance. Do you want to share your ideas for saving energy or helping our environment? Or want to let us know about your projects? Tell us about it! E-mail [Sarah.Holland@dmschools.org](mailto:Sarah.Holland@dmschools.org)